



Oxford University Hospitals
NHS Foundation Trust

HyCoSy

Patient information



Your Doctor or Specialist Nurse has requested for a HyCoSy Scan to be performed.

Please find enclosed the details regarding this investigation and answers to commonly asked questions.

What is a HyCoSy scan and how is it undertaken?

HyCoSy stands for **Hystero-Contrast-Salpingo-Graphy**. It is a vaginal (internal) ultrasound investigation used to check if your fallopian tubes are patent (open). These tubes help transport eggs released from your ovaries to your uterus. This test is done by injecting a small amount of ultrasound (USS) dye/fluid into your cervix, through a small catheter (tube) while performing a trans-vaginal scan at the same time. A speculum is used to help insert the catheter.

Diagram 1

shows your speculum insertion.

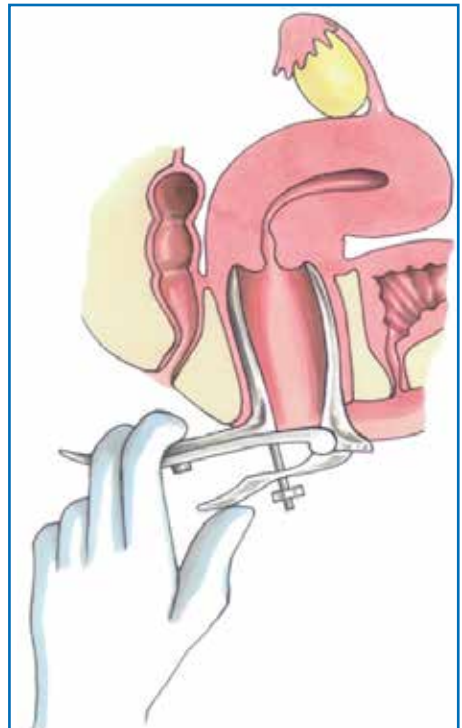


Diagram 2

shows your normal pelvis with the HyCoSy catheter (tube) inside your womb to insert the dye.

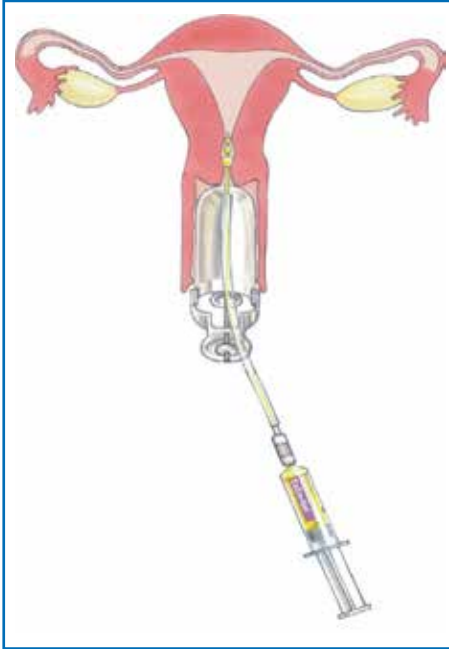
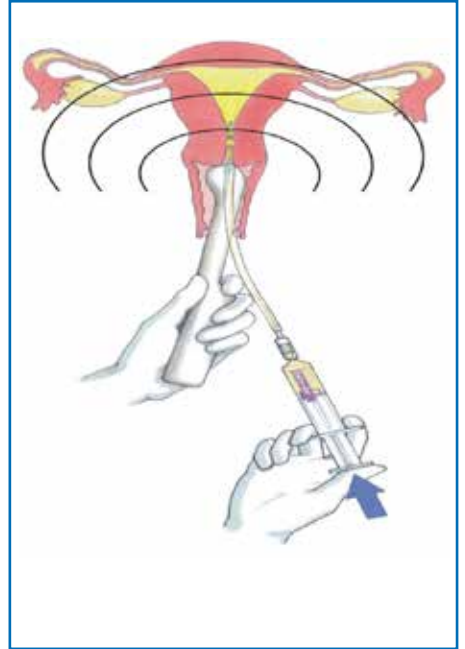


Diagram 3

shows ultrasound whilst dye insertion.



Why has this investigation been requested for me?

Your doctor/specialist nurse has requested this as part of the investigations to investigate your fertility.

How is the procedure undertaken?

A routine pelvic scan is performed just prior to the procedure. Then a small catheter (tube) is inserted into your cervix while you are awake and lying on your back. A small amount of USS dye is injected and the sonographer checks to see if your tubes are open. The procedure can be done on any day of your cycle except when you are having a period. You will not require an anaesthetic.

Is it a safe procedure and what are the risks?

The procedure is very safe. There are a few rare risks that can occur including some minor bleeding, pelvic discomfort or pain and a small risk of pelvic infection. There is also a small possibility that the procedure may have to be abandoned if the catheter cannot be passed through the cervical canal. All of these risks are rare.

Who should not have a HyCoSy?

You may not be suitable for a HyCoSy if:

1. You have signs of pelvic infection or have been treated for chlamydia or a STD in the past.
2. You have galactosaemia (high galactose in your blood requiring a galactose free diet).
3. Previous scans or medical history indicate to the doctor that you may benefit from an alternative investigation.

How should I prepare for the procedure?

1. You are advised to have only protected intercourse (barrier contraception with condoms is acceptable) prior to the procedure (in the cycle in which the procedure will be carried out). You can resume trying to conceive (unprotected intercourse) after the procedure.
2. You should bring your negative chlamydia test result with you if you have not already sent this to the clinic.
3. If your chlamydia result has not yet returned, your procedure will need to be rescheduled.
4. You may take some paracetamol and/or ibuprofen (if not allergic) 30 - 45 minutes before the time of your appointment. You may need to take the afternoon off work.
5. You can go home immediately after the procedure, but we advise someone else accompanies you home in case of any discomfort.

When will I know the results?

You will be informed of the results immediately after the procedure by the sonographer, however further management may be decided when you see the specialist who initially referred you.

Are there any other ways of checking my tubal patency?

Yes, the most common alternatives are listed below:

1. Hystero-Salpingo-Gram (HSG), which is similar to the HyCoSy except using x-rays instead of an USS.
2. Laparoscopy and Dye (Lap & Dye) test. This is a surgical procedure where you are put to sleep and a camera is put through your belly button while a dye is injected through your cervix to check the patency of your fallopian tubes. Unlike a HyCoSy, this carries the risks associated with general anaesthetic and surgery. This may be recommended if we cannot perform a HyCoSy or if the HyCoSy suggests one or both of your tubes is/ are blocked.

Where can I get more information about this test?

You can look at the website of the National Institute of Clinical Excellence (NICE) www.NICE.org.uk and look up the guidelines on Fertility Management.

Please feel free to contact the clinic on **01865 231571** and ask to speak to one of the specialists if you have further questions about this leaflet.

Alternatively email: **fertility.appointments@oxnet.nhs.uk**

How do I book my HyCoSy?

When you have a negative Chlamydia result, call us on **01865 231571** and ask for an appointment. You will need to provide details of where you are in your cycle when you call.

We look forward to hearing from you.

Further information

If you would like an interpreter, please speak to the department where you are being seen.

Please also tell them if you would like this information in another format, such as:

- Easy Read
- large print
- braille
- audio
- electronic
- another language.

We have tried to make the information in this leaflet meet your needs. If it does not meet your individual needs or situation, please speak to your healthcare team. They are happy to help.

Author: Gynaecology Fertility Team
July 2021
Review: July 2024
Oxford University Hospitals NHS Foundation Trust
www.ouh.nhs.uk/information



Making a difference across our hospitals

charity@ouh.nhs.uk | 01865 743 444 | hospitalcharity.co.uk

OXFORD HOSPITALS CHARITY (REGISTERED CHARITY NUMBER 1175809)

