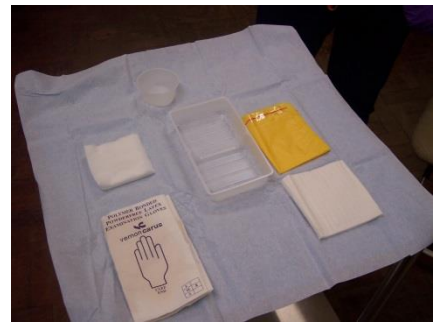


Nuffield Orthopaedic Centre
Limb Reconstruction Team
Tel Office 01865 737529
Ilizarov Nurse Specialist
Maz (Marion) Sutherland
Tel Mob 0782 5861951
Email: Marion.Sutherland@orh.nhs.uk

John Radcliffe Hospital
Clinic Plaster Room
Tel 01865 220219
Trauma / Tissue Viability Nurse Specialist
Julie Brown
Tel 01865 857903

Pin Site Care Guide for Patients “Step by Step”

Wash your hands with soap and warm water, dry hands thoroughly and put on gloves.




Open the dressing pack onto a clean surface area, and organise your dressing pack.

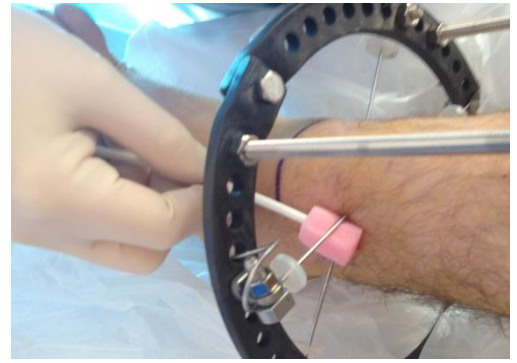


Open the dressings you require. Pink Non-adhesive Alleyvn™ is used for wire pin sites and leaking half pin sites.

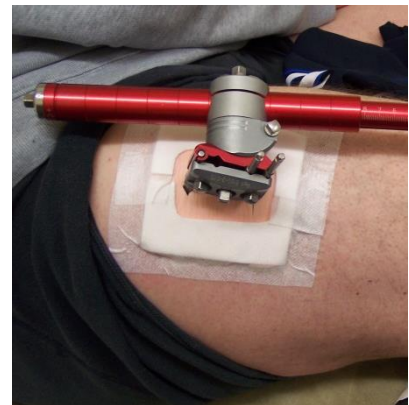
Mepore™ or softpore™ is used around half pins and very leaky wire sites. Open your scissors.



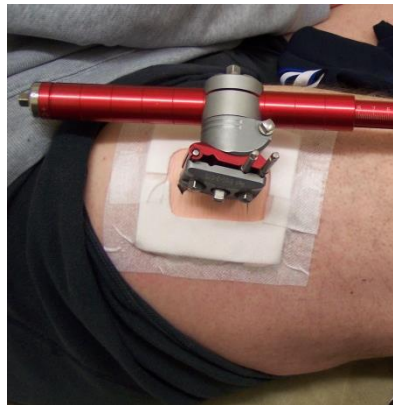
Hang or place the rubbish bag securely. Open the sterile mouth sponges. Prepare the dressings before you start cleaning. The “Y” cut-out is for the half pins. Wires pin sites just require a single cut into the centre of the dressing.



Open the sterile water or saline solution. Dip the mouth sponge in the cleaning solution. Clean the skin around the pin site. Next clean the wire and the dressing holder or bung. Do not use this sponge on any other sites, simply throw this away and start again with a new sponge. Clean each pin site.



Gauze can also be used to clean pin sites and the wires or half pins. Apply the dressings to each site.



On the wire sites, use the dressing holder or bung to hold your dressings. If your frame does not have holders, use adhesive tape or mepore™ or softpore™ type dressings.

All Pin Sites should be inspected daily. If dressings are dry, then leave them in place. If any sites have oozed, change only that dressing. Otherwise Pin Site Care is once a week.

If you think you may have a pin infection, stop showers and baths, have a swab taken from your pin site (either at the GP practice or at our clinic) and immediately start a course of anti-staphylococcal antibiotics. Infected pin sites should be cleaned and redressed daily until the infection has resolved.

For more information visit our Web Site at: www.ouh.nhs.uk/limbreconstruction