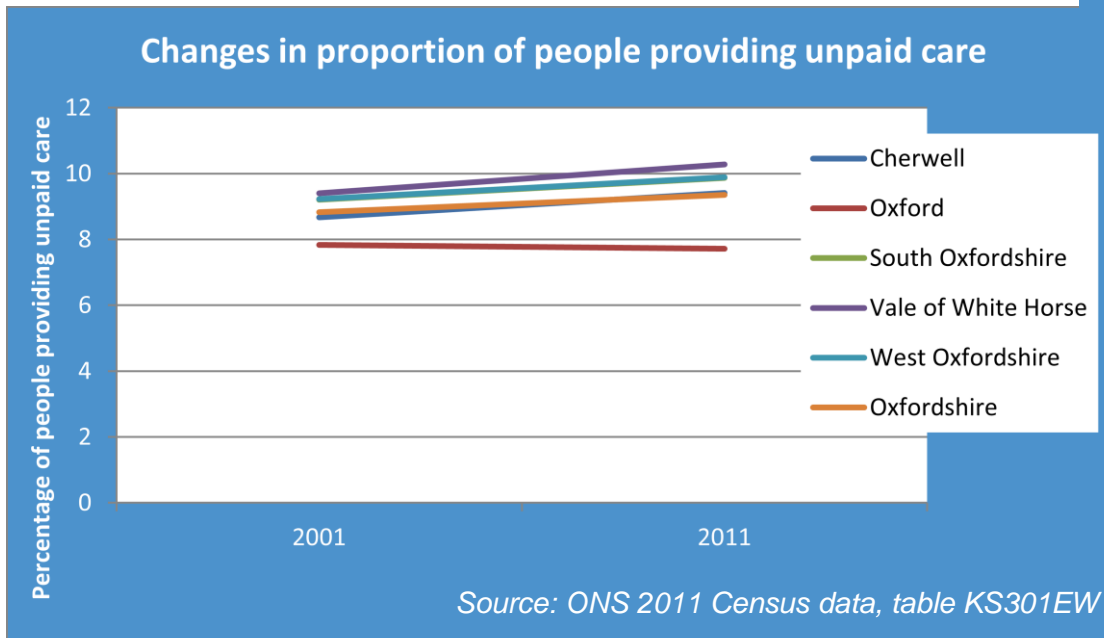
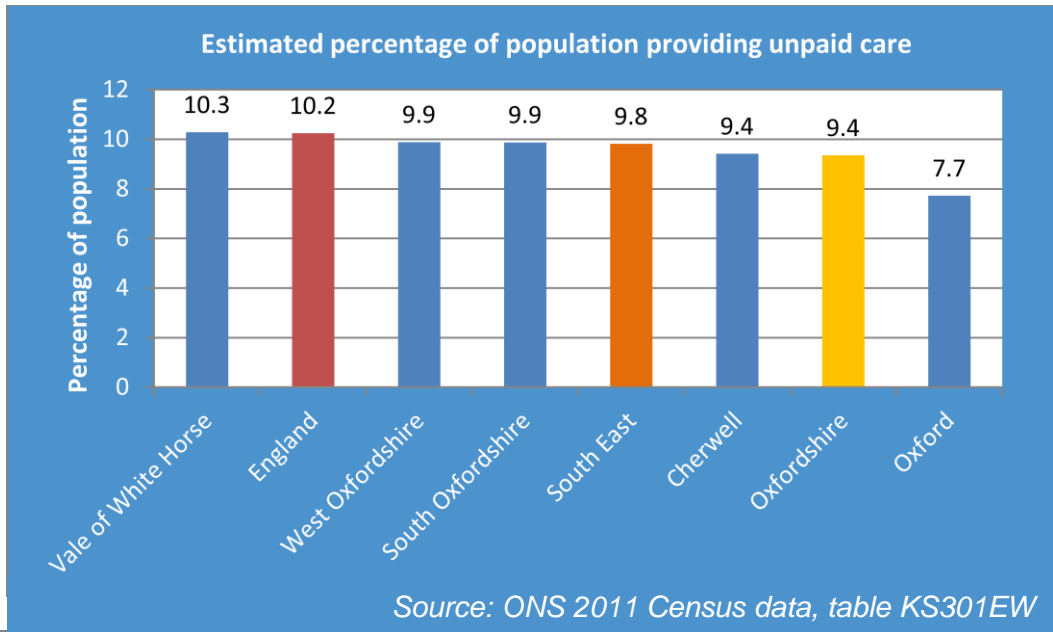




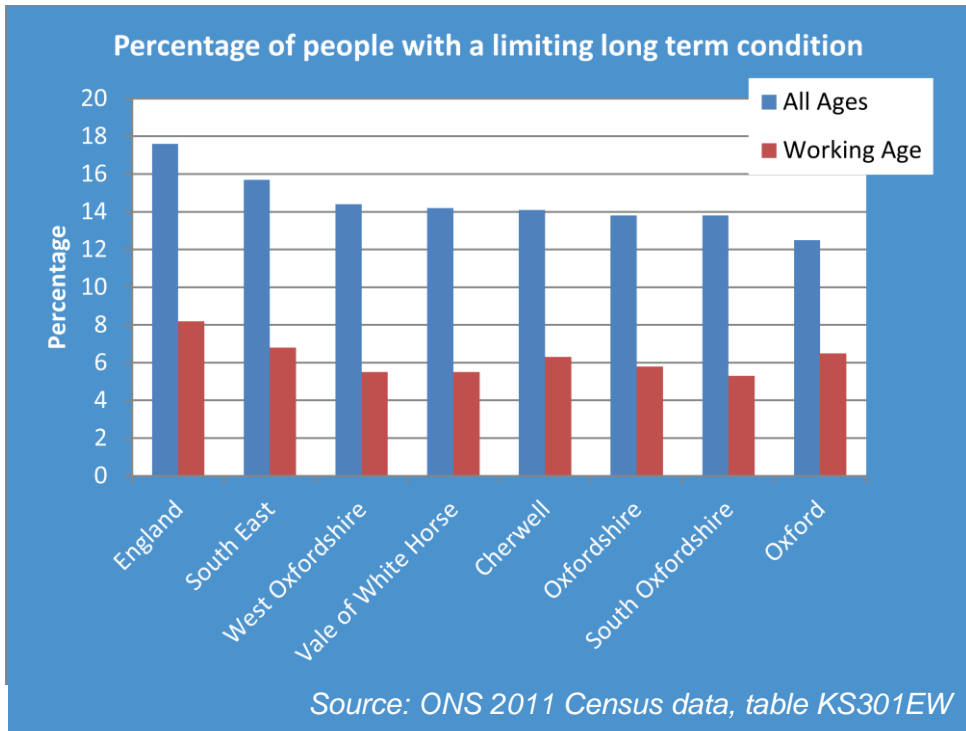
The second release from the 2011 Census (11th December 2012) by the Office for National Statistics shows:

- An estimated 653,800 people were living in Oxfordshire on 27th March 2011
- 61131 people in Oxfordshire (9.4%) provide some level of unpaid care to another person.
- This is proportionately fewer than the estimate for England (10.2%) and the South East (9.8%).
- The proportion varies by district within Oxfordshire, with the Vale of the White Horse estimated to have the highest proportion of unpaid carers (10.3%).
- Oxford is estimated to contain the lowest proportion of unpaid carers at 7.7%



Increase in proportion of unpaid carers

- Since 2001 there has been an increase in the proportion of unpaid carers in Oxfordshire from 8.4% in 2001 to 9.4% in 2011.
- Similar increases are seen in all Oxfordshire districts except Oxford City, where the proportion appears to have declined from 7.8% to 7.7% of the population.



Self-Assessed Level of Health

- Oxfordshire has a lower proportion of people reporting their health as bad and very bad than the South East Region and England.
- Oxfordshire Districts have a lower proportion of people reporting their health as bad and very bad than the South East Region and England.

Oxford City has a higher proportion of people reporting very good health than other Oxfordshire Districts. And a higher proportion of people reporting their health as bad and very bad

Long-term limiting illness and disability:

- 89756 people (13.8%) in Oxfordshire are estimated to have some form of limiting long term illness or disability.
- Of these, 37627 people (5.8%) are 'limited a lot' by their condition, and 52129 people (8%) are limited 'a little'.
- This proportionately lower than the percentage for England, where 8.3% of people are estimated to be 'limited a lot' and 9.3% of people 'limited a little'; and the South East where 6.9% of people are 'limited a little' and 8.8% are 'limited a lot'.
- Among people of working age (16-64), 38250 people (5.8%) experience some level of limiting long term illness.
- Oxfordshire and all Oxfordshire districts contain a lower proportion of people with limiting long term conditions than the South East Region and England.

