

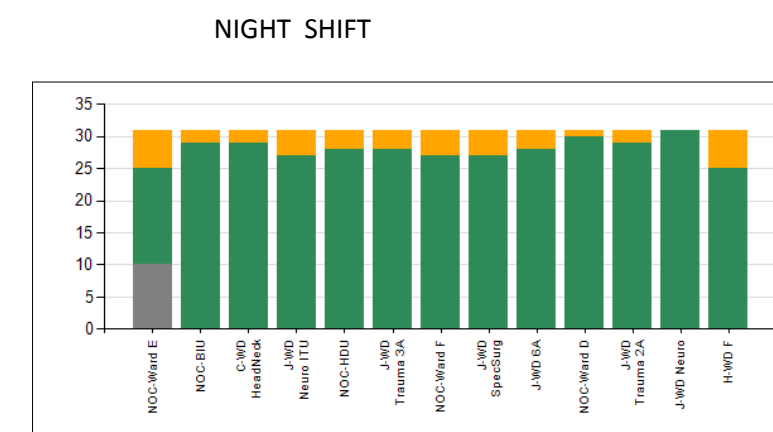
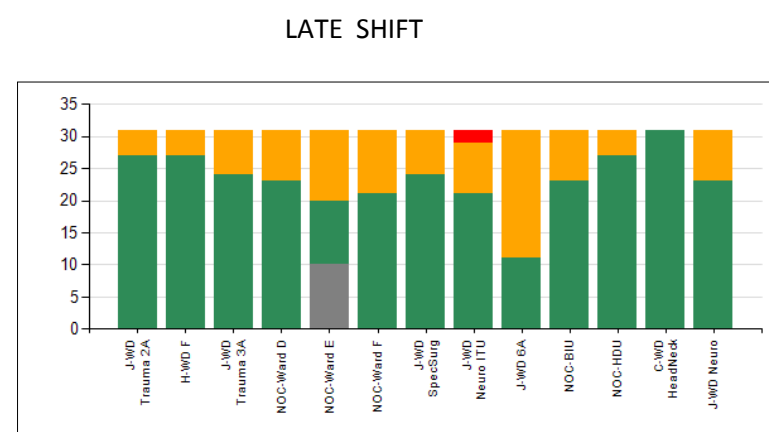
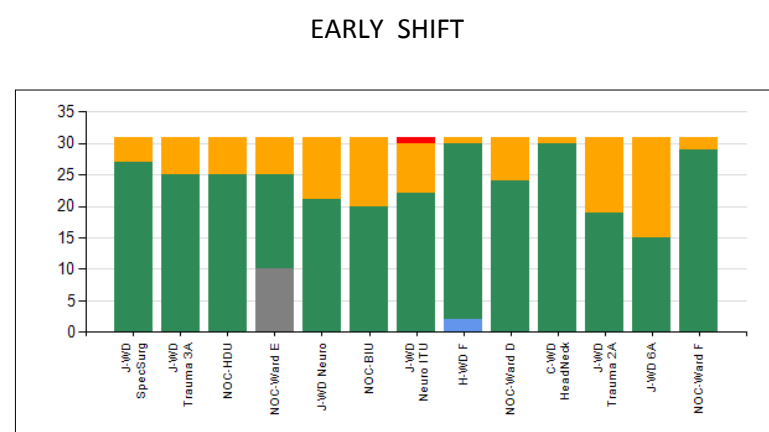
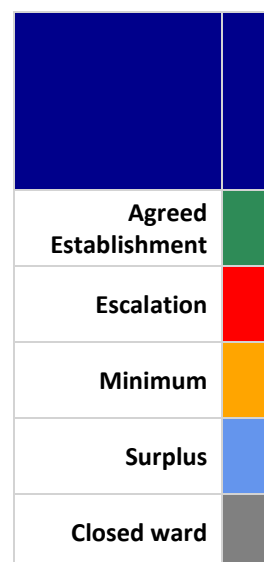
Neurosciences, Orthopaedics, Trauma & Specialist Surgery, (NOTSS), Safe Staffing Dashboard (Inpatient Areas Only)

March 2016

Appendix 3D

	NOTSS			Trust		
	November 2015	December 2015	January 2016	November 2015	December 2015	January 2016
Total Funded WTE	635	635.0	635.0	2964.7	2967.7	2963.3
Vacancy %	5.6%	7.2%	6.1%	5.5%	6.6%	6.4%
Sickness %	4.3%	4.0%	3.4%	4.4%	4.2%	4.6%
Maternity/Adoption Leave %	2.6%	2.8%	2.5%	3.1%	3.3%	3.2%
Agreed Staffing Levels %	76%	78%	78%	78%	75%	76%
Total number of Medication Nursing Administration Errors or Concerns.	14	15	14	71	65	61
Total numbers of Hospital Acquired Pressure Ulcers	19	23	11	92	86	73
Total number of avoidable grade 3-4 hospital acquired Pressure Ulcers	2	1	2	6	7	4
Total Numbers of Falls	49	31	63	297	185	231
Falls with moderate, major or catastrophic harm	0	0	0	3	1	1

January 2016 Safe Staffing by Inpatient ward for NOTSS division



Divisional Nurse Narrative:

Surplus staff occurred on F ward at the Horton due to the closure of ward E, and so these were deployed to wards across the Horton Hospital site in December and early January.

Escalation shifts remain at a minimum and continue to be managed proactively by the directorates, reviewing acuity and activity on a shift by shift basis, and implementing mitigation and no harm resulted from the levels of staffing.

Neuro Intensive care have particularly high levels of long term sickness and maternity/adoption leave within the overall division levels.

Quality indicators continue to be monitored closely to ensure that impact of minimal and escalation shifts remains manageable and without harm.